

Farm Retirement AUCTION

Wednesday, March 17 | 10AM 2021

1988 65th Ave NW, Roseglen, ND 58775. From Roseglen, ND, 6-1/2 miles west on ND Hwy. 37, 3 miles south on 65th Ave NW; or from White Shield, ND, 1-1/2 miles north on 59th Ave NW, 6 miles west on 19th St NW, 1 mile north on 65th Ave NW.



PREVIEW: Wednesday, March 10 from 9AM – 5PM | **LOADOUT:** March 17 following auction, March 18 - April 1, from 9AM – 5PM
AUCTIONEER'S NOTE: Live online bidding available. Registration, terms, & details at SteffesGroup.com

4WD TRACTORS

2011 John Deere 9630, deluxe cab, leather, buddy seat, 18 spd. powershift, 5 hyd., 78 gpm hyd. pump, power beyond, return flow, air seeder pin hookup, integrated auto-steer, diff lock, power mirrors, front & rear weight pkgs., 520/85R46 triples, 2,424 hrs., S/N1RW9630PCBP022872
2007 John Deere 9630, deluxe cab, leather, buddy seat, 18 spd. powershift, 5 hyd., power beyond, return flow, 48 gpm hyd. pump, decelerator button, air seeder pin hookup, integrated auto-steer, diff lock, power mirrors, front & rear wheel weights., rear suitcase weights, 520/85R46 triples, 2,815 hrs., S/NRW9630P001098
2007 John Deere 9620, deluxe cab, buddy seat, 18 spd. powershift, 4 hyd., return flow, 48 gpm hyd. pump, air seeder pin hookup, integrated auto-steer, diff lock, front & rear wheel weights., rear suitcase weights, 520/85R46 triples at 90%, 2,627 hrs., S/NRW9620P005641

MFWD & 2WD TRACTORS & LOADERS

2008 John Deere 7430 Premium MFWD, buddy seat, cab susp., 20 spd. AutoQuad, LH reverser, 3 hyd., 3 pt., quick hitch, 540/1000 PTO, fender 3 pt. control, roof hatch, 3-function joystick control, John Deere 741 quick tach loader, quick tach 98" bucket w/5-line grapple w/back shield, hood guard, cold weather pkg., rear wheel weight pkg., front fenders, 420/85R28 front tires, 480/80R42 rear tires, 2,815 hrs., S/NRW7430K004461
2013 John Deere 5115M, MFWD, premium cab, buddy seat, 16 spd. PowerReverser, 3 hyd., 3 pt., quick hitch, 540/1000 PTO, diff lock, fender 3 pt. controls, 3-function joystick control, John Deere H310 quick tach loader, 84" bucket, cold weather pkg., rear weight pkg., front fenders, 13.6R24 front tires, 420/85R34 rear tires, 472 hrs., S/N1LV5115MHDJ540115

2006 John Deere 8230

MFWD, IVT, 1300 front axle, deluxe cab, buddy seat, 4 hyd., 60 gpm hyd. pump, 3 pt., quick hitch, rear 3 pt. control, integrated auto-steer, 540/1000 PTO, diff lock, front & rear weight pkg., power mirrors, cold weather pkg., front fenders, 480/70R34 front tires, 480/80R46 rear duals, 3,503 hrs., S/NRW8230D005322

2013 John Deere 5085M

open station, ROPS, 16 spd. PowerReverser, LH reverser, 3 hyd., 3 pt., quick hitch, 540 PTO, diff lock, 3-function joystick control, John Deere H310 quick tach loader, quick tach 86" bucket w/5-line grapple, cold weather pkg., rear weight pkg., 11L-15 front tires, 18.4-34 rear tires, 525 hrs., loader S/N1PH310XRC003006, tractor S/N1LV5085MEDH512626

1979 John Deere 4440

CAH, 16 spd. quad range, 3 hyd., 3 pt., quick hitch, 540/1000 PTO, diff lock, rear wheel weights, 11-00-16 front tires, 18.4R38 rear tires, 9,456 hrs., S/N025827R

GPS EQUIPMENT

John Deere SF6000 receiver, SF1
John Deere SF3000 receiver, SF1
(4) John Deere ITC receivers, SF1
John Deere 2630 display, SF1, Section Control, S/NPCG2U2K683863
(3) John Deere 2600 displays, SF1, S/NPCG2U2H215701, S/NPCG2U2H210473, S/NPCG2U2H197583
John Deere brown box display w/processor, SF1 card

HARVEST EQUIPMENT

2011 John Deere 9870 STS, Contour-Master, deluxe controls, 5 spd. feeder house, Y&M, integrated auto steer, reverser, rock trap, Maurer hopper ext., 26" high cap. unloading auger, fine cut chopper, chaff spreader, hillside pkg., single pt. hookup, 650/85R38 duals, 28L-26 rears, 1,409 sep. hrs., 1,756 engine hrs., S/N1H09870SPB0740575
2011 John Deere 640D draper head, 40", finger reel, hyd. fore/aft, dual knife drive, top auger, stubble lights, single pt. hookup, slow speed transport, S/N1H00640DJ0740335
2004 John Deere 635F flex head, 35", finger reel, hyd. fore/aft, single knife drive, high dam, stubble lights, single pt. hookup, S/NH00635F706430
2004 John Deere 914 pickup head, 7-belt pickup, single pt. hookup conversion, w/shop-built header trailer, S/NH00914W705674

HEADER TRAILERS

MD Products Stud King MD40 header trailer, 40", ext. pintle hitch, dual torsion axles w/brakes, light kit, 235/80R16 tires, S/N3651
Unverferth Roadrunner 636 header trailer, 36", ext. pin hitch, light kit, torsion axles, 225/75D15 tires

SWATHERS

(2) 2002 Case-IH 8220 pull-type swathers, 25", finger reel, manual fore/aft, single knife drive, center delivery, 1000 PTO, S/NCFH01665458, S/NCFH01664666

GRAIN CART & GRAVITY WAGON

2003 Brent 1084 grain cart, 1,000 bu., 18" unload auger, hyd. spout adj., roll tarp, Digi-Star EZ2000 scale, cleanout door, front & rear sight glass, walking tandems, 20.8R38 tires, S/NB20100117
Kilbros gravity wagon, 350 bu., LH delivery, roll tarp, pin hitch

AIR & PRESS DRILLS

2019 John Deere 1895 air drill, 42-1/2", 10/20" spacing, double shoot, mid-row banders, full run monitor, spiked gauge wheels, spiked steel packer wheels, seed firmers, Raven NH3 Super Cooler w/2-section control, John Deere 1910 tow-behind 550 bu. cart, 3-compartment, Section Control, hyd. vari-rate, single fan, rear camera, 12' loading conveyor, 650/85R38 rear duals, Scott's Mfg hyd. rear winch, 3,000 acres on drill, cart S/N1A81910HHKJ780258, drill S/N1A81895XLJH780119
2013 John Deere 1895 air drill, 42-1/2", 10/20" spacing, floating hitch, double shoot, mid-row banders, full run monitor, 4-1/2" gauge wheels, steel packer wheels, seed firmers, GreenStar rate controller, Raven AccuFlow NH3 Super Cooler, John Deere 1910 tow-behind 550 bu. cart, hyd. variable rate, single fan, Scott's Mfg. rear hyd. winch, 10' loading auger, 480/80R42 rear duals, 30,000 acres on drill, drill S/N1A81895XCCH750102

IHC 620 press drill

8", 6" spacing, double disc openers, 2" steel packers

SPRAYERS & SPRAY TRAILER

2019 John Deere R4038 self-propelled sprayer, CommandView III cab, leather seat, buddy seat, 120", 1,100 gal. SS tank, 20" spacing, SS plumbing, GS4 4600 display, AutoTrac, Section Control, & RowSense activations, John Deere ExactApply nozzle control system, boom air purge system, poly rinse tank, fence row nozzles, BoomTrac Pro 5, auto return to height, SS educator, auto solution control, 3" side & front fill, hyd. tread adj., fenders, motor shields, traction control, IF380/90R46 tires w/rear duals, 215 engine hrs., 92 spray hrs., S/N1N04038RLJ0194399
1997 Flexi-Coil 65XL pull-type sprayer, 100' trailing booms, 1,500 gal. poly tank, 20" spacing, dual nozzle bodies, fence row nozzles, hyd. pump, 2-section control, wind screens, foam marker, Raven SC5440 monitor, 18.4-26 diamond tires, S/NA07073217

2011 Doonan 402B/CIE/CAC tandem axle step deck spray trailer

40", steel bed, 4 hyd., 60 gpm hyd. pump, 2,000 gal. & 3,200 gal. poly tanks, Honda GX200 electric start motor, 2" Banjo pump, 60, 30, & 15 gal mix cones, 255/70R22.5 tires on steel rims

TILLAGE EQUIPMENT

2014 John Deere 2623 disc, 36.5", hyd. adj. hitch, 26" discs, 9" spacing, walking tandems across, 3-bar harrow, 340/65R18 tires on main, 11L-15 tires on wings, S/N1N02623XTE0755640
2013 Gates Mfg Series II coulters disc, 40", 21" serrated disc, 12" spacing, front & rear hyd. angle adj., manual hitch leveling, oscillating tandems across, 2-bar harrow, 5/8"x30" tines, rolling baskets, 445/50R22.5 tires, S/N13-190-40
2005 Degelman SM7000 Strawmaster harrow, 82", 5-bar, 26"x9/16" tines, manual tine angle adj., S/NA4578
2005 Flexi-Coil ST820 chisel plow, 62", floating hitch, 12" spacing, NH3 points, Raven NH3 Super Cooler, GreenStar rate controller, walking tandems across, rear hitch, 3-bar harrow, S/NT55003231
1995 Flexi-Coil 820 chisel plow, 62", floating hitch, 12" spacing, 16" sweeps, walking tandems across, hard surfaced harrow teeth, 3-bar harrow, 11L-15 tires, S/NB00-R066999
John Deere 1610 chisel plow, 28", 12" spacing, 16" sweeps, full walking tandems, 3-bar harrow, S/N101610X014103
Krause 1928 disc, 28", 19" deep cone discs, 8" spacing, manual hitch leveling, 11L-15 solid tandems on main, single wheel on wings, S/N7899
John Deere A1250 moldboard plow, 3 bottom, (3) coulters, 3 pt., S/N104295

SEMI TRACTORS

2007 Freightliner FLD120 Classic tandem axle, sleeper, Series 60 Detroit, 515 hp., Eaton Fuller 10 spd., engine brake, air susp., air slide 5th, diff lock, 12,000 lb. front, 40,000 lb. rear, 252" WB, 11R22.5 tires on aluminum rims, 461,523 miles

SEMI TRACTORS

2003 Freightliner FLD120 Classic tandem axle, 60" sleeper, C15 Cat, 515 hp., Eaton Fuller 13 spd., engine brake, air susp., air slide 5th, diff lock, 12,000 lb. front, 40,000 lb. rear, 246" WB, 11R22.5 tires on aluminum rims, 453,369 miles
2010 Sterling tandem axle, day cab, C15 Cat, 450 hp., Eaton Fuller 9 spd., engine brake, air susp., 12,000 lb. front, 40,000 lb. rear, 186" WB, wet kit, 11R22.5 tires on steel rims, 15,608 engine hrs., 321,016 miles

BOX & DUMP TRUCKS

1994 Chevrolet Kodiak tri-axle, 3116 Cat, 275 hp., Eaton Fuller 8L, Reiten 24"x94"x70" aluminum box, hoist, roll tarp, plumbed for pup, spring over beam susp., 12,320 lb. front, 20,000 lb. air lift steering 3rd axle, 34,000 lb. rears, 264" WB, 5,998 hrs., 120,062 miles
1982 GMC 7000 High Sierra twin screw, V8 gas, 5&2 spd., Red River 20"x94"x60" steel box, hoist, roll tarp, spring susp., 9,000 lb. front, 16,160 lb. rear, 214" WB, 13,038 miles
1968 IHC 1800 Loadstar single axle, IHC V8 gas, 235 hp., 5&2 spd., Omaha Standard 18"x94"x42" steel box, spring susp., 205" WB, 9-00-20 tires, 98,621 miles
1998 Ford LT9511 Louisville tri-axle, M11 Cummins, 370 hp., Eaton Fuller 8L, engine brake, diff lock, Heil 17' steel dump box, air-operated end gate, rubber block susp., 18,000 lb. front, 20,000 lb., air lift steerable 3rd axle, 40,000 lb. rears, 226" WB, 14,458 miles

OTHER PICKUPS

2009 Chevrolet 2500HD, ext. cab, Duramax diesel, Allison automatic, Rugby 8' flatbed, 5th wheel ball, 265/75R16 tires, 87,341 miles
2006 Chevrolet 2500HD Silverado LT, crew cab, Duramax 6.6L diesel, automatic, 4WD, 6-1/2" box, tonneau cover, flip-over 5th wheel ball, 265/75R16 tires, 164,829 miles
2004 Chevrolet 2500HD Silverado LS, ext. cab, Duramax 6.6L diesel, automatic, 4WD, 8" box, LT245/75R16 tires, 124,980 miles
2002 Chevrolet 3500 Silverado dually, reg. cab, Duramax 6.6L diesel, 5 spd. manual, 4WD, Layton 11' flatbed, 5th wheel hitch, 162" WB, LT215/85R16 tires, 106,081 miles
1965 IHC D1200, reg. cab, inline 6 cyl., 4 spd., 7' stepside box, 8-00-17.5LT tires, 6,694 miles

HOPPER BOTTOM TRAILERS

2010 Tiptoe Super Hopper tandem axle hopper bottom, 40"x96"x70", ag hoppers, roll tarp, single spd. traps, air susp., 11R22.5 tires on aluminum rims
2006 Tiptoe Super Hopper tandem axle hopper bottom, 40"x96"x70", ag hoppers, roll tarp, single spd. traps, air susp., 11R22.5 tires on aluminum rims

OTHER TRAILERS

1999 MacLander tandem axle gooseneck trailer, 24"x102", 5' beavertail w/ramps, spring susp., 12,000 lb. axles, 235/85R16 tires
WW Mfg tandem axle car trailer, 16'x6-1/2", rear pull-out ramps, spring susp., 7-00-15LT tires

WHEEL LOADER

2005 John Deere 544J wheel loader, CAH, front aux. hyd., ride control, 98" bucket, 20.5-25 tires, 3,861 hrs., S/NDW544J2598729

DOZER

1972 Caterpillar D6C dozer, cab, SU dozer blade w/single tilt, Ateco 2-barrel single shank ripper, 16" tracks, hrs. unknown

TRACTOR LOADER BACKHOE

1989 John Deere 510C Turbo tractor loader backhoe, 4x4, CAH, extend-a-hoe, 90" front bucket, 30" rear bucket, extra 24" bucket, 12-16.5 front tires, 21L-24 rear tires, 6,612 hrs., S/NT0510CG759789

MANLIFT

2000 JLG 260 MRT manlift, 4WD, Kubota 3 cyl. diesel, platform controls, 8-1/2" ext. platform, 1,392 hrs., S/N2000780056

NH3 TRAILERS

(3) 2014 Circle R Mfg tandem axle NH3 trailers, (2) 2014 Quality Steel Corp. 1,450 gal. NH3 tanks, electric brakes, ext. pin hitch, 445/50R22.5 tires
National 1,465 gal. NH3 tank, Duo-Lift running gear, ext. hitch, 16.5-16.1SL tires
Trinity Industries 1,450 gal. NH3 tank, Prior Products running gear, 16.5-16.1SL tires

GRAIN HANDLING & AERATION EQUIPMENT

2002 Walinga MT5510 grain vac, 1000 PTO, cleanup kit, (2) 5' steel & (2) 5' poly hoses, S/N2029065
Kwik Kleen 772 grain cleaner, 7.5 hp. electric motor, 4' screenings auger, transport, S/ND-6-2-4
2003 Westfield MK130-91 auger, 91"x13", hyd. lift, manual swing & lift hopper, 540 PTO, S/N154109
2005 Westfield MK100-81 auger, 81"x10", hyd. lift, manual swing & lift hopper, 540 PTO, S/N167786
2006 Sakundiak TL10-1200 auger, 39"x10", manual lift, Dayton 10 hp. electric motor, 1 phase, S/N64118
2004 Sakundiak TL10-1200 auger, 39"x10", manual lift, 10 hp. electric motor, 1 phase, S/N61765
2008 Sakundiak HD8-1200 auger, 39"x8", manual lift, Honda 20 hp. electric start gas motor, S/N65641
Westigo hyd. drill fill auger, 16"x5"
Grain Guard GC1-80311 aeration fan, 20", 3 hp., 1 phase
Gould aeration fan, 12", 3/4 hp., 1 phase

OTHER EQUIPMENT

2008 Degelman RP7200 Signature hyd. rockpicker, 72", hyd. fold hitch, 16.5L-16.1SL tires, S/N23902
2011 Degelman Strongbox 1638 snow pusher, 16', rubber blade, bucket mounts, S/ND5B1717
Farm King 960 snowblower, 96", 2 stage, hyd. chute, manual spout, 3 pt., 540 PTO, S/N1E00275XJCD391159
Bison NVHL-300-XHD blade, 10', 3-way, 3 pt., S/N31-1097-29
John Deere 275 rotary mower, 9', hyd. lift, dual blades, 3 pt., 540 PTO, S/N1E00275XJCD391159
(2) Duo-Lift NH3 running gears, 14L-16.1 tires, no tanks
(2) Harmon swath rollers, 10', manual height adj. Frontier quick tach pallet forks, 48", fit John Deere, S/NXFAP13D001122
MDS Sur-Lock quick attach Shop-built tool carrier, 3 pt. Steel yard harrow, 4', 5-bar
Beline 3224 hyd. granular applicator
Briggs & Stratton 5-1/2 hp. motor, Pacer 2" pump
Briggs & Stratton 5 hp. motor, 2" pump loader mount

TANKS

12,600 gal. upright fuel tank, Gasboy 25 pump, 1" hose, S/N5030
4,000 gal. horizontal fuel tank, Great Plains electric pump, 3/4" hose, pump shows 5,858 total gal.
200 gal. service tank, Tutthill electric pump, 3/4" discharge hose
200 gal. service tank, Fill-Rite 1200C electric pump, 3/4" discharge hose
(2) 3,000 gal. poly tanks, 2" valves
1,000 gal. galvanized horizontal water tank, 2" plumbing

ATV

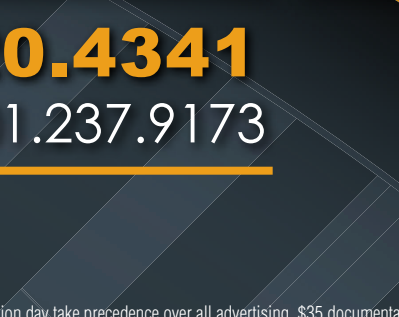
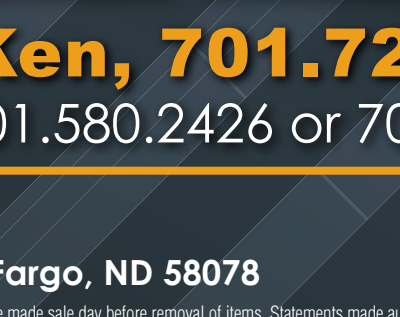


2007 Honda Rancher ES TRX420FE 4-wheel ATV, electric shift, front basket, windshield kit, mirrors, 1,749 miles

LAWN & GARDEN

John Deere X475 lawn tractor, hydrostatic, diff lock, 54" deck, 90 hrs.
John Deere 318 lawn tractor, dual front hyd., 48" deck, John Deere Model 49 snowblower, rear chains
Dixon zero turn lawn tractor, B&S 9 hp. gas, 32" deck, bagger
John Deere hyd. rototiller, 42", 3 pt., for lawn tractor
(3) LawnBoy lawn tractors, do not run
F/S Mfg Dandy-Lion lawn chemical applicator, 48" Fimco sprayer, 15 gal., Fljoet 2.1 gpm pump, 3 pt. MTD 218385AB rototiller, 5 hp. chain drive, power reverser
Earthway pull-type & (2) other broadcast spreaders
Spike tooth lawn aerator, 40"
Remington Titanium electric hedge trimmer, 22"
Stihl MS250 chainsaw
Craftsman 2.1PS chainsaw
Weed trimmers: Stihl FS45; Stihl FS36; Weedeater PL200; Featherite FL20C
Wheelbarrow, 3 cu. yd.

SHOP EQUIPMENT & PARTS

Coltsing pressure washer, 4 hp., 2000 psi, 110 amp
Craftsman radial arm saw, 10"
Nasco 72200C air/hyd. floor jack, 22 ton
Oxyacetylene torch kit, gauges
Electric air compressor, 1 hp., 1 phase
Box, 8', and bumper, off 2009 Chevrolet 2500HD



Ken Rustad Farms | Ken, 701.720.4341
 or Terry Moe at Steffes Group, 701.580.2426 or 701.237.9173

701.238.9173 | SteffesGroup.com
 Steffes Group, Inc., 2000 Main Avenue East, West Fargo, ND 58078



TERMS: All items sold as is where is. Payment of cash or check must be made sale day before removal of items. Statements made auction day take precedence over all advertising. \$35 documentation fee applies to all titled vehicles. Titles will be mailed. Canadian buyers need a bank letter of credit to facilitate border transfer. Scott Steffes ND81, MN14-51; Brad Olsad ND319, MN14-70; Max Steffes ND999, MN14-031; Justin Ruth ND2019, MN14-041